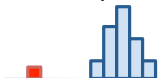


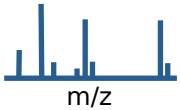
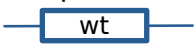
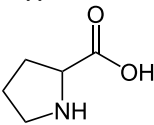


a

		TIMMDC1	MGST1	CLPP	ALDH18A1	MCOLN1	Candidates per sample
Detected by	Aberrant expression 	✓	✓	-	✓	⋯	1 ± 1
	Aberrant splicing 	✓	-	✓	-	✓	5 ± 3
	Mono-allelic expression 	-	-	-	✓	⋯	6 ± 3
Validated by	Proteomics/Western blot 	✓	✓	✓	✓	-	
	Complementation 	✓	-	-	-	-	
	Supplementation 	-	-	-	✓	-	
Disease associated variant detected		✓	-	✓	✓	✓	

b